



# NUCLEUS APPLEWOOD CAUTIOUS 2017



9 July 2017

## Portfolio Summary

Instrument	Name	Currency	6m	1y	3y	5y	Hist. Yield	Portfolio Expense	FE Risk Score
Portfolio	NUCLEUS APPLEWOOD CAUTIOUS 2017	GBP	3.38	8.77	24.64	-	1.51	0.51	44
Benchmark	ABI Mixed Investment 20%-60% Shrs - Dec 89	GBP	2.72	8.50	15.27	32.08	-	-	35

Performance figures to last price date

Portfolio Expense - The portfolio expense is calculated using the weighted value of the OCF of the portfolio constituents. Where the OCF is not available the TER is used.

Please note: Historic yield figures will only be provided for funds with at least 12 months of performance history.

## Portfolio Composition

Fund Manager	Name	Original % Holding	1 Year				3 Years			Morningstar Analyst Rating
			Hist. Yield	Perf.	Est. Contrb	Qtl	Perf.	Est. Contrb	Qtl	
Index	FE Interest 0% - Sep 74	12.00	-	0.00	0.00		0.00	0.00		
Legg Mason Global Funds Plc**	Brandywine Global Fixed Income X Acc GBP - Oct 03	9.00	-	2.75	0.25	2	31.40	2.83		Bronze
M&G UK	Strategic Corporate Bond I Acc GBP - Feb 04	9.00	2.62	5.35	0.48	1	16.24	1.46	3	Silver
BlackRock	Corporate Bond Index (UK) D Acc - Jun 10	8.00	2.52	3.09	0.25	3	20.56	1.64	2	Bronze
Investec Fund Managers (UK)**	UK Alpha I Acc GBP - Mar 91	8.00	1.89	18.18	1.45	3	27.58	2.21	2	Bronze
Legal & General UT Mgr Ltd	Global Inflation Linked Bond Index I Acc - Aug 13	6.00	0.43	-2.79	-0.17	4	2.05	0.12	4	
BlackRock	UK Gilts All Stocks Index (UK) D Acc - Jul 05	5.00	1.60	-2.91	-0.15	1	20.83	1.04	2	Silver
HSBC Gbl Asset Mgt (HSBC Inv)	American Index C Acc - Nov 00	5.00	1.60	17.90	0.89	3	68.97	3.45	1	Gold
Royal London Unit Tst Mgrs Ltd**	UK Government Bond M Inc - Apr 97	5.00	2.27	-2.92	-0.15	1	18.07	0.90	4	Bronze
Woodford Investment Management	Woodford Equity Income C Acc GBP - Jun 14	5.00	2.99	15.00	0.75	4	36.48	1.82	1	Silver
Fidelity International (FIL In	Strategic Bond Y Acc - Apr 10	4.00	3.07	2.22	0.09	4	11.79	0.47	3	Silver
Legal & General UT Mgr Ltd	UK 100 Index Trust I Acc - Aug 05	4.00	3.57	16.80	0.67	3	19.68	0.79	3	Neutral
Fidelity International (FIL In**	Asia Y Acc GBP - Oct 84	3.00	0.89	26.61	0.80	2	62.35	1.87	1	Bronze
Henderson Global Investors Ltd	European Selected Opportunities I Acc - Jan 03	3.00	1.66	23.78	0.71	4	40.44	1.21	3	Silver
Lazard Fund Managers	Emerging Markets A Acc - Jun 97	3.00	1.23	22.56	0.68	3	25.64	0.77	4	Silver
Legal & General UT Mgr Ltd	All Stocks Index Linked Gilt Index Trust I Inc - Feb 04	3.00	0.04	2.45	0.07	1	37.08	1.11	3	Neutral
M&G UK	Recovery I Acc GBP - May 69	3.00	1.25	28.12	0.84	1	10.31	0.31	4	Bronze
Schroder UT Managers	Tokyo Z Acc - Mar 89	3.00	1.02	24.01	0.72	1	58.25	1.75	2	Gold
Jupiter Unit Trust Mgrs Ltd	European Special Situations I Acc - Mar 99	2.00	1.32	26.61	0.53	3	40.32	0.81	3	Silver
<b>Total Portfolio</b>		<b>100.00</b>	<b>1.51</b>	<b>8.77</b>			<b>24.64</b>			
<b>Selected Benchmark</b>	<b>ABI Mixed Investment 20%-60% Shrs - Dec 89</b>			<b>8.50</b>			<b>15.27</b>			

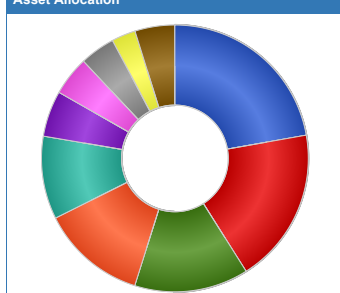
Performance figures to last price date, rebased in Pounds Sterling, ordered by largest original holdings.

Estimated contribution values are based on the percentage weightings being correct at the start of the analysed performance period.

Please note: Historic yield figures will only be provided for funds with at least 12 months of performance history.

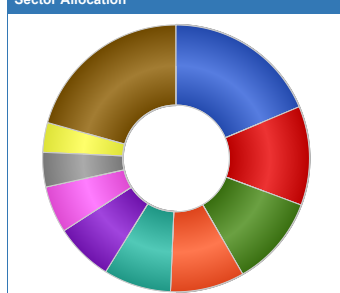
\*\* The history of this unit/share class has been extended, at FE's discretion, to give a sense of a longer track record of the fund as a whole.

### Asset Allocation



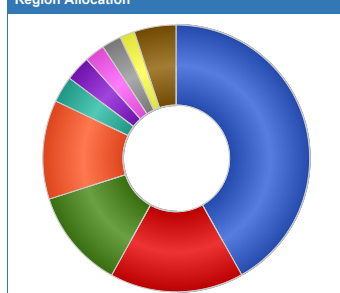
Name	Original %
Global Fixed Interest	22.21
UK Equities	18.83
Money Market	13.83
UK Gilts	12.76
UK Fixed Interest	10.05
North American Equities	5.57
European Equities	4.75
Asia Pacific Emerging Equities	4.24
Japanese Equities	2.93
Other	4.83

### Sector Allocation



Name	Original %
Government Bonds	18.69
Undisclosed	12.00
Financials	11.00
Government Index Linked	8.99
Industrials	8.18
Telecom, Media & Technology	7.04
Consumer Products	5.67
Health Care	4.17
Services	3.61
Others	20.67

### Region Allocation



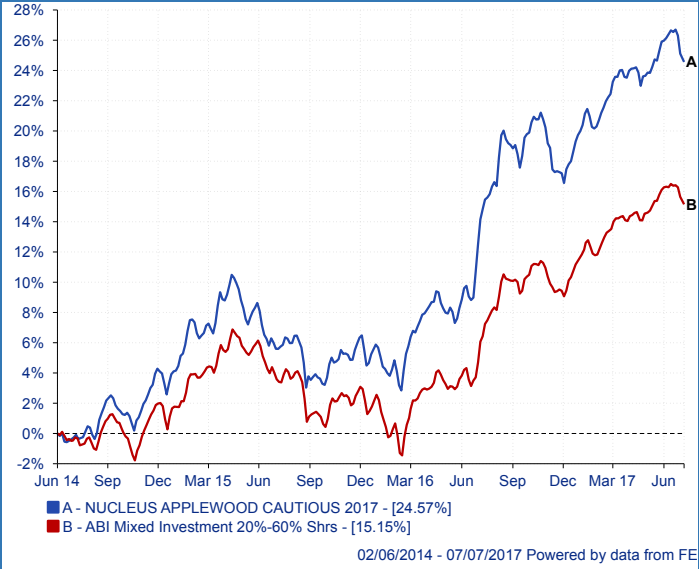
Name	Original %
UK	41.85
North America	16.20
Europe ex UK	12.02
Undisclosed	12.00
Japan	3.18
Pacific Basin	3.04
International	2.46
Americas	2.33
Money Market	1.83
Other	5.08

### Top 10 Holdings

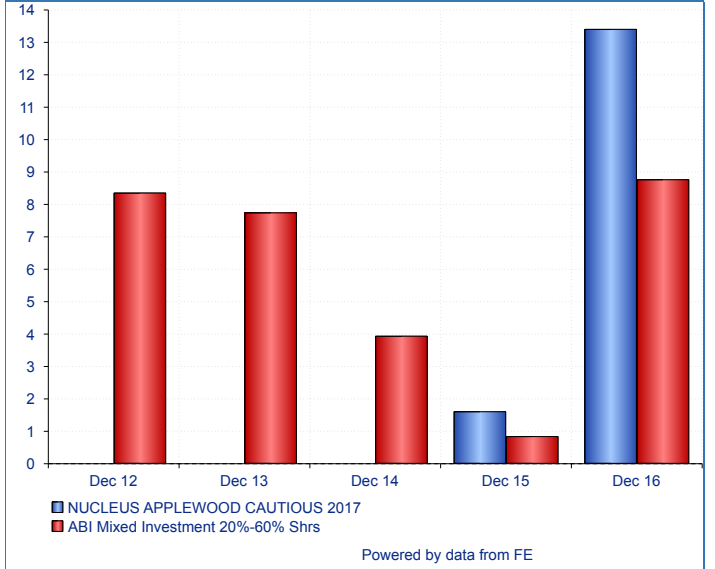
Rank	Holder	Original %
1	Undisclosed	12.00
2	UNITED STATES OF AMER TREAS NOTES FRN 31/01/19 USD100	1.86
3	ROYAL DUTCH SHELL	0.60
4	ASTRAZENECA PLC	0.58
5	HM TREASURY UNITED KINGDOM DMO 1.25% GILT 22/7/18 GBP0.01	0.55
6	BP	0.47
7	HM TREASURY UNITED KINGDOM DMO 5% GILT 07/03/18 GBP	0.44
8	HSBC HLDGS	0.44
9	MEXICO(UNITED MEXICAN STATES) 7.75% NTS 13/11/42 MXN100000	0.44
10	BRITISH AMERICAN TOBACCO	0.44

Portfolio breakdown and holdings are based on latest published data for each constituent which may have different publication dates. Portfolio start date is required to calculate current weightings.

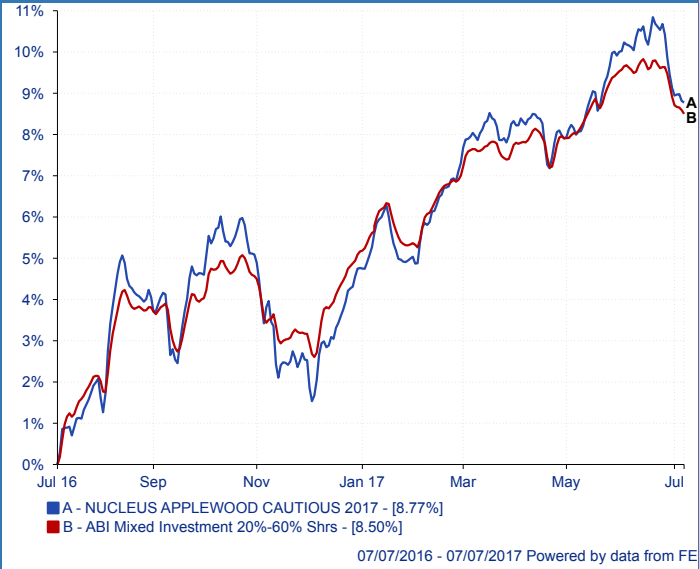
Portfolio Backtested vs. Benchmark over 5 years



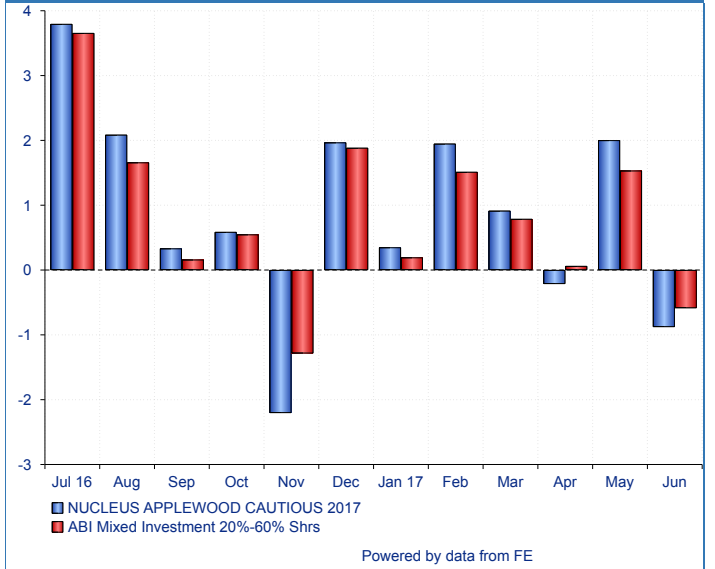
Long Term Yearly Discrete Performance over 5 years



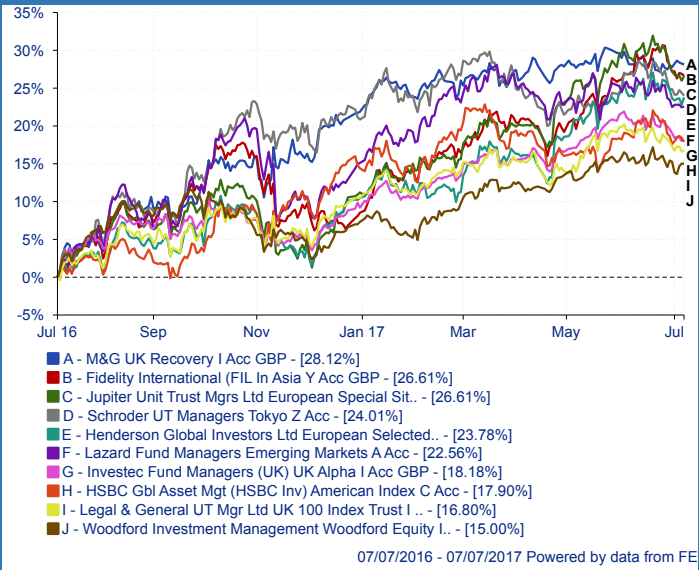
Portfolio Backtested vs. Benchmark over 1 year



Short Term Monthly Discrete Performance over 1 year



Relative Performance of Holdings over 1 year



FE Risk Score over 1 year

